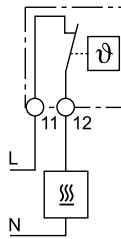
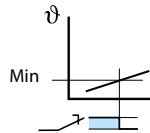


**7T Series - Panel Thermostat**
**Features**
**Panel thermostat**

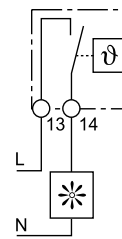
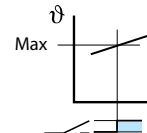
- Small, compact size (17.5 mm wide)
- Snap action thermostatic Bimetal sensor
- Wide temperature setting range
- Long electrical life
- 35 mm rail (EN 60715) mount

**NEW 7T.81.0.000.240x**


• Heating control


**NEW 7T.81.0.000.230x**


• Ventilation control



**Heating control** - Should the panel temperature fall below the (minimum) set temperature the contact will close to call for heat. The contact will open when this set temperature is exceeded.

**Ventilation control** - Should the panel temperature exceed the (maximum) set temperature then the contact will close to call for cooling. The contact will open when the temperature falls below this set temperature.

For outline drawing see page 2

**Contact specification**

Contact configuration		1 NC	1 NO
Rated current/Maximum peak current	A	10/20	10/20
Rated voltage/ Maximum switching voltage	V AC	250/250	250/250
Rated load AC1	VA	2500	2500
Rated load AC15 (230 V AC)	VA	250	250
Single phase motor rating AC3 (230 V AC)	kW	0.125	0.125
Breaking capacity DC1: 30/110/220 V	A	1/0.3/0.15	1/0.3/0.15
Minimum switching load	mW (V/mA)	500 (12/10)	500 (12/10)
Standard contact material		AgNi	AgNi

**Temperature setting range**

Setting range (ventilation)	°C	—	-20...+40	+0...+60
Switch temperature differential	K	—	7 ± 4	
Setting range (heating)	°C	-20...+40	+0...+60	—
Switch temperature differential	K	7 ± 4		—

**Technical data**

Electrical life at rated load AC1	cycles	100 · 10 <sup>3</sup>	100 · 10 <sup>3</sup>
Ambient temperature range	°C	-45...+80	-45...+80
Protection category		IP 20	IP 20

**Approvals (according to type)**


### Ordering information

Example: 7T Series, thermostat for ventilation control, contact activates ventilation should the panel temperature exceed the set value (max+60 °C), 35 mm rail (EN 60715) mount.

**7 T . 8 1 . 0 . 0 0 0 . 2 3 0 3**

**Series** ————  
**Type** ————  
 8 = 35 mm rail (EN 60715) mount  
**No. of contacts** ————  
 1 = 1 contact  
**Voltage type** ————  
 0 = No operating voltage required  
**Rated operating voltage** ————  
 000 = No operating voltage required

**Control function**  
 (Temperature only)  
 1 = (-20...+40)°C  
 3 = (0...+60)°C  
**Contact configuration**  
 3 = 1 NO contact  
 4 = 1 NC contact  
**Monitoring function**  
 2 = Temperature, adjustable

### Technical data

Insulation			
Dielectric strength between open contacts	V AC	500	
Other data			
Screw torque	Nm	0.5	0.5
Max. wire size		solid cable	stranded cable
	mm <sup>2</sup>	1 x 2.5	1 x 1.5
	AWG	1 x 12	1 x 16

G

### Outline drawings

7T.81  
Screw terminal

