



90.03

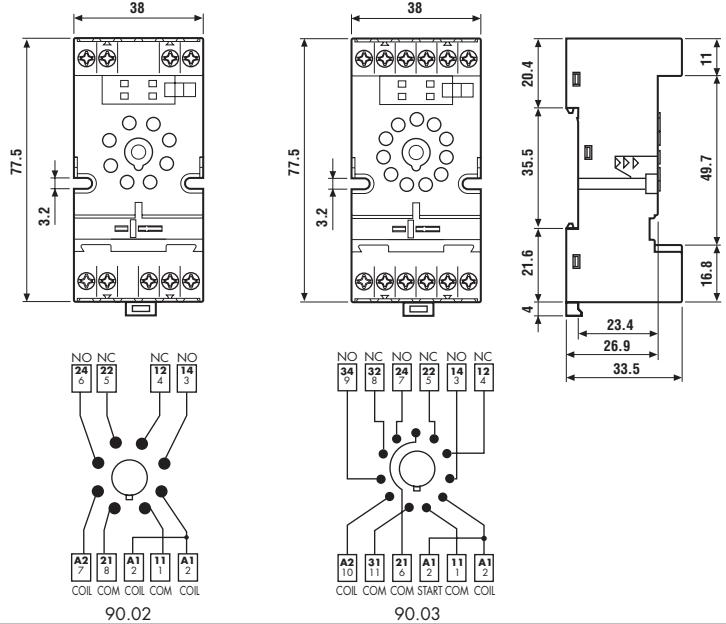
Approvals
(according to type):



- Double terminal A1 (for easy start connection)
- Rated values: 10 A - 250 V
- Dielectric strength: ≥ 2 kV AC
- Protection category: IP 20
- Ambient temperature: $(-40...+70)^{\circ}\text{C}$
- Screw torque: 0.6 Nm
- Wire strip length: 10 mm
- Max wire size:

	solid wire	stranded wire
mm ²	1x6 / 2x2.5	1x4 / 2x2.5
AWG	1x10 / 2x14	1x12 / 2x14

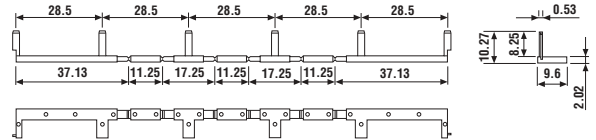
Relay type	60.12		60.13	
	BLUE	BLACK	BLUE	BLACK
Colour	BLUE	BLACK	BLUE	BLACK
Clamp terminal socket: panel or 35 mm rail (EN 50022) mount retaining clip 090.33 supplied with socket packaging code SMA	90.02	90.02.0	90.03	90.03.0
Metal retaining clip	090.33			
Identification tag	090.00.2			
Modules (see table below)	99.02			
Timer module (see table below)	86.00, 86.10, 86.20			
6-way jumper link for 90.02 and 90.03 sockets	090.06			



6-way jumper link	090.06
-------------------	--------

- Rated values: 10 A - 250 V

Approvals
(according to type):



FOR 90.02 AND 90.03 SOCKETS:



090.06



86.00

86 Series Module Timers (see technical data pages 150/151/154)	
Multi-voltage: (12...240)V AC/DC;	
Multi-functions: AI, DI, SW, BE, CE, DE, EE, FE; (0.05s...100h)	86.00.0.240.0000
Mono-function: (12...24)V AC/DC; function AI; (1.5s...60min)	86.10.0.024.0000
Mono-function: (12...24)V AC/DC; function DI; (1.5s...60min)	86.20.0.024.0000

Approvals
(according to type):



99.02

Approvals
(according to type):

GOST

99.02 coil indication and EMC suppression modules (see technical data page 209) BLUE*		
Diode** (+A1, standard polarity)	(6...220)V DC	99.02.3.000.00
Diode (+A2, non standard polarity)	(6...220)V DC	99.02.2.000.00
LED	(6...24)V DC/AC	99.02.0.024.59
LED	(28...60)V DC/AC	99.02.0.060.59
LED	(110...240)V DC/AC	99.02.0.230.59
LED + Diode** (+A1, standard polarity)	(6...24)V DC	99.02.9.024.99
LED + Diode** (+A1, standard polarity)	(28...60)V DC	99.02.9.060.99
LED + Diode** (+A1, standard polarity)	(110...220)V DC	99.02.9.220.99
LED + Diode (+A2, non standard polarity)	(6...24)V DC	99.02.9.024.79
LED + Diode (+A2, non standard polarity)	(28...60)V DC	99.02.9.060.79
LED + Diode (+A2, non standard polarity)	(110...220)V DC	99.02.9.220.79
LED + Varistor	(6...24)V DC/AC	99.02.0.024.98
LED + Varistor	(28...60)V DC/AC	99.02.0.060.98
LED + Varistor	(110...240)V DC/AC	99.02.0.230.98
RC circuit	(6...24)V DC/AC	99.02.0.024.09
RC circuit	(28...60)V DC/AC	99.02.0.060.09
RC circuit	(110...240)V DC/AC	99.02.0.230.09
Residual current by-pass (62 kΩ/1W)	(110...240)V AC	99.02.8.230.07

* Modules in Black housing are available on request.

** For DC supply, apply the positive to terminal A1.



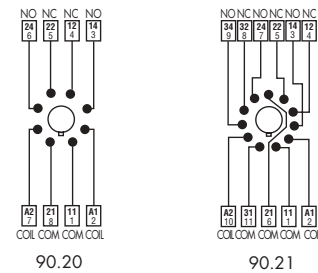
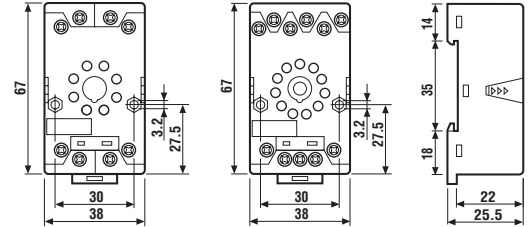
Approvals
(according to type):



- Rated values: 10 A - 250 V
- Dielectric strength: ≥ 2 kV AC
- Protection category: IP 20
- Ambient temperature: (-40...+70)°C
- Screw torque: 0.5 Nm
- Wire strip length: 10 mm
- Max wire size:

	solid wire	stranded wire
mm ²	1x6 / 2x2.5	1x6 / 2x2.5
AWG	1x10 / 2x14	1x10 / 2x14

Relay type	60.12		60.13	
Colour	BLUE	BLACK	BLUE	BLACK
Clamp terminal socket: panel or 35 mm rail (EN 50022) mount retaining clip 090.33 supplied with socket packaging code SMA	90.20	90.20.0	90.21	90.21.0
Metal retaining clip	090.33			
Modules (see table below)	99.01			



60

FOR 90.20 AND 90.21 SOCKETS:



Approvals
(according to type):

GOST

* Modules in Black housing are available on request.

**For DC supply, apply the positive to terminal A1.

Green LED is standard. Red LED available on request.

99.01 coil indication and EMC suppression modules (see technical data page 209)		BLUE*
Diode** (+A1, standard polarity)	(6...220)V DC	99.01.3.000.00
Diode (+A2, non standard polarity)	(6...220)V DC	99.01.2.000.00
LED	(6...24)V DC/AC	99.01.0.024.59
LED	(28...60)V DC/AC	99.01.0.060.59
LED	(110...240)V DC/AC	99.01.0.230.59
LED + Diode** (+A1, standard polarity)	(6...24)V DC	99.01.9.024.99
LED + Diode** (+A1, standard polarity)	(28...60)V DC	99.01.9.060.99
LED + Diode** (+A1, standard polarity)	(110...220)V DC	99.01.9.220.99
LED + Diode (+A2, non standard polarity)	(6...24)V DC	99.01.9.024.79
LED + Diode (+A2, non standard polarity)	(28...60)V DC	99.01.9.060.79
LED + Diode (+A2, non standard polarity)	(110...220)V DC	99.01.9.220.79
LED + Varistor	(6...24)V DC/AC	99.01.0.024.98
LED + Varistor	(28...60)V DC/AC	99.01.0.060.98
LED + Varistor	(110...240)V DC/AC	99.01.0.230.98
RC circuit	(6...24)V DC/AC	99.01.0.024.09
RC circuit	(28...60)V DC/AC	99.01.0.060.09
RC circuit	(110...240)V DC/AC	99.01.0.230.09
Residual current by-pass (62 kΩ/1W)	(110...240)V AC	99.01.8.230.07



90.23

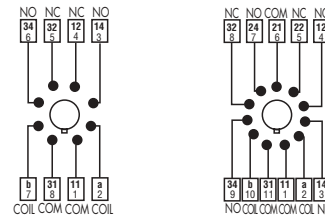
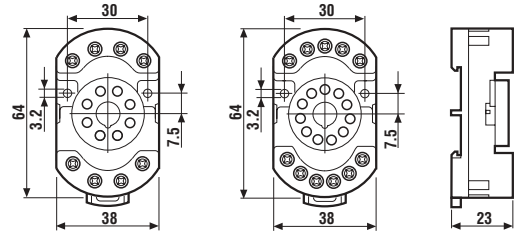
Relay type	60.12	60.13
Colour	BLUE	BLUE
Clamp terminal socket: panel or 35 mm rail (EN 50022) mount (retaining clip 090.33 supplied with socket packaging code SMA)	90.22	90.23
Metal retaining clip	090.33	

Approvals
(according to type):



- Rated values: 10 A - 250 V
- Dielectric strength: ≥ 2 kV AC
- Protection category: IP 20
- Ambient temperature: $(-40...+70)^{\circ}\text{C}$
- Screw torque: 0.5 Nm
- Wire strip length: 7 mm
- Max wire size:

	solid wire	stranded wire
mm ²	1x6 / 2x2.5	1x6 / 2x2.5
AWG	1x10 / 2x14	1x10 / 2x14



90.22

90.23



90.26

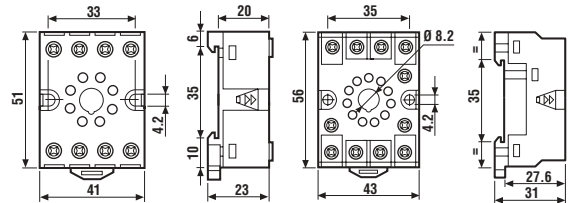
Relay type	60.12	60.13
Colour	BLUE	BLACK
Screw terminal socket: panel or 35 mm rail (EN 50022) mount retaining clip 090.33 supplied with socket packaging code SMA	90.26	90.26.0
Metal retaining clip	090.33	

Approvals
(according to type):

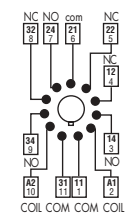


- Rated values: 10 A - 250 V
- Dielectric strength: ≥ 2 kV AC
- Protection category: IP 20
- Ambient temperature: $(-40...+70)^{\circ}\text{C}$
- Screw torque: 0.8 Nm
- Wire strip length: 10 mm
- Max wire size:

	solid wire	stranded wire
mm ²	1x4 / 2x2.5	1x4 / 2x2.5
AWG	1x12 / 2x14	1x12 / 2x14



90.26



90.27



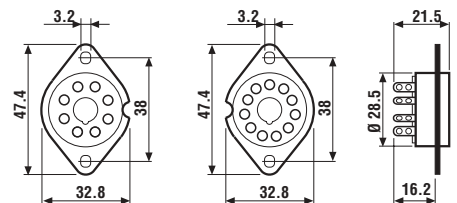
90.12

Relay type	60.12	60.13
Colour	BLACK	BLACK
Flange mount solder socket mount with M3 screw	90.12	90.13

Approvals
(according to type):



- Rated values: 10 A - 250 V
- Dielectric strength: ≥ 2 kV AC
- Ambient temperature: $(-40...+70)^{\circ}\text{C}$



90.12

90.13

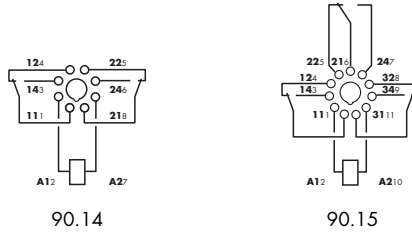
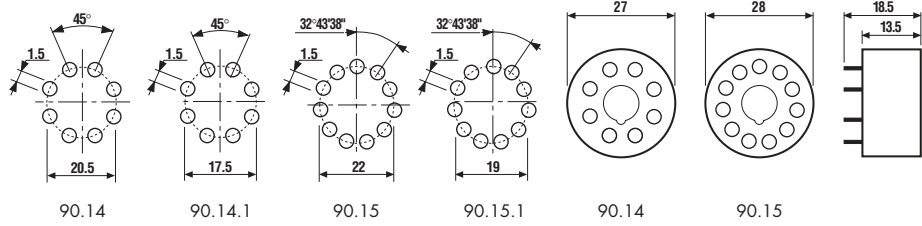


Relay type	60.12	60.13
P.C.B. socket	BLUE 90.14	90.15
	BLUE 90.14.1 (Ø 17.5mm)	90.15.1 (Ø 19mm)

Approvals
(according to type):



- Rated values: 10 A - 250 V
- Dielectric strength: ≥ 2 kV AC
- Ambient temperature: (-40...+70)°C



PACKAGING CODES

How to code and identify retaining clip and packaging options for sockets.

Code options according to the last three letters:

9	0	.	2	1	S	M	A		A Standard packaging
								SM Metal retaining clip	
9	0	.	2	1				Without retaining clip	

